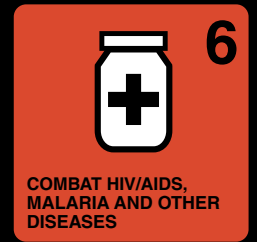


GET THE GOALS!



FIVE YEARS TO ACHIEVE
THE UN MILLENNIUM
DEVELOPMENT GOALS



UN YOUTH & STUDENTS ASSOCIATION
CAMPAIGN TOOLKIT

This GET THE GOALS campaign toolkit has been compiled by the UN Youth & Students Association of the UK (UNYSA) for distribution to its members, branches across the country and partner organisations, as part of UNYSA's national campaign on the UN Millennium Development Goals (MDGs).

The toolkit contains an overview of the MDGs, what they seek to achieve and why their achievement is fundamental for global development. It also provides brief descriptions of progress and challenges to date, as well as a 'future forecast' for each goal, and information on why it is imperative to campaign now, which will hopefully serve as a catalyst for debate and action. At the end of the toolkit you will find practical ideas on what you can do to make a difference, raise awareness of the MDGs and lobby decision-makers to GET THE GOALS.

United Nations Youth & Students Association (UNYSA)

UNYSA is the youth wing of UNA-UK. We bring together young people – school, college and university students – from across the UK who are passionate about the United Nations and its work to promote peace, development and human rights for all. Our aim is to build a better understanding of the UN, to equip young people to play a more prominent role in international affairs and to encourage them to stimulate change.

UNYSA consists of approximately 10,000 members across UK and branches at over 40 school and university campuses nationwide. UNYSA is entirely student-led.

United Nations Association of the UK (UNA-UK)

UNYSA's parent organisation, UNA-UK, is the UK's leading source of information and analysis on UN issues and a UK-wide grassroots movement for the United Nations. UNA-UK strives to build a secure, just and sustainable world and is committed to a strong, credible and effective UN at the centre of an international system based on co-operation and the rule of law. UNA-UK advocates strong government support for the UN and demonstrates why the UN matters to people everywhere.

www.una.org.uk/youth



© UNA-UK November 2010

Published by the United Nations Association of the UK, 3 Whitehall Court, London SW1A 2EL

www.una.org.uk

Designed by SoapBox, www.soapboxcommunications.co.uk

Contents

Introduction	2
More about the goals	
Goal 1: Eradicate extreme poverty and hunger	5
Goal 2: Achieve universal primary education	6
Goal 3: Promote gender equality and empower women	7
Goal 4: Reduce child mortality	8
Goal 5: Improve maternal health	9
Goal 6: Combat HIV/AIDS, malaria and other diseases	12
Goal 7: Ensure environmental sustainability	14
Goal 8: Develop a global partnership for development	16
Q&A	18
Get the Goals	20
Resources	21

“IT IS GREAT THAT UNYSA IS FOCUSING ITS CAMPAIGNING ENERGIES ON SUPPORT FOR THE UN MILLENNIUM DEVELOPMENT GOALS.

The Goals are not just some dry sets of statistics; they are about improving the lives and prospects of millions of people living in abject poverty and deprivation – about their health, their education, their human rights.

So we must not be distracted by our own problems from helping effectively people so much worse off than ourselves. Your efforts will count for a lot.”

Lord Hannay of Chiswick
Chair of the United Nations Association of the UK
Former British ambassador to the UN

Introduction

What are the Millennium Development Goals (MDGs)?

The MDGs are a set of eight time-bound goals, with targets and measures, established by the international community in 2000. Each goal aims to significantly impact on one of the world's main development challenges by 2015:

1. eradicating poverty and hunger
2. achieving universal primary education
3. promoting gender equality and empowering women
4. reducing child mortality
5. improving maternal health
6. combating HIV/AIDS and other diseases
7. safeguarding environmental sustainability
8. providing international support and financing mechanisms for all of the above

The MDGs represent a coherent blueprint for international development for all countries, agreed by world leaders through a series of UN summits. Consequently, they provide an holistic approach to development and aim to make the 'right to development' a reality for everyone (Millennium Declaration, 2000). The goals also serve as an international benchmark for measuring progress. Most importantly, the goals have helped to tangibly improve the lives of millions of people all over the world.

What progress has been made to date?

The international MDG effort has yielded positive results in many countries and global progress on several of the targets. Developments in areas such as primary school enrolment and the number of people living on less than \$1.25 per day are especially encouraging. But ten years after the goals were adopted, we are still collectively falling short of the aims set out at the 2000 Millennium Summit.

Although child mortality and HIV infection rates have dropped in many regions, millions of children dying and people infected continue to be recorded. Progress has been especially sluggish on issues such as maternal health, gender equality, environmental sustainability and access to basic sanitation.

Current rates of improvement are not sufficient to meet all the targets on time. Moreover, progress across different regions varies and major disparities exist between urban and rural areas, and the richest and the poorest regions in the developing world.

This has been aggravated by the lingering and combined effects of global food, climate, energy and economic crises, further impacting on the world's poorest people. Dwindling political resolve has also meant that hard-fought gains across different issue areas and regions are being eroded.

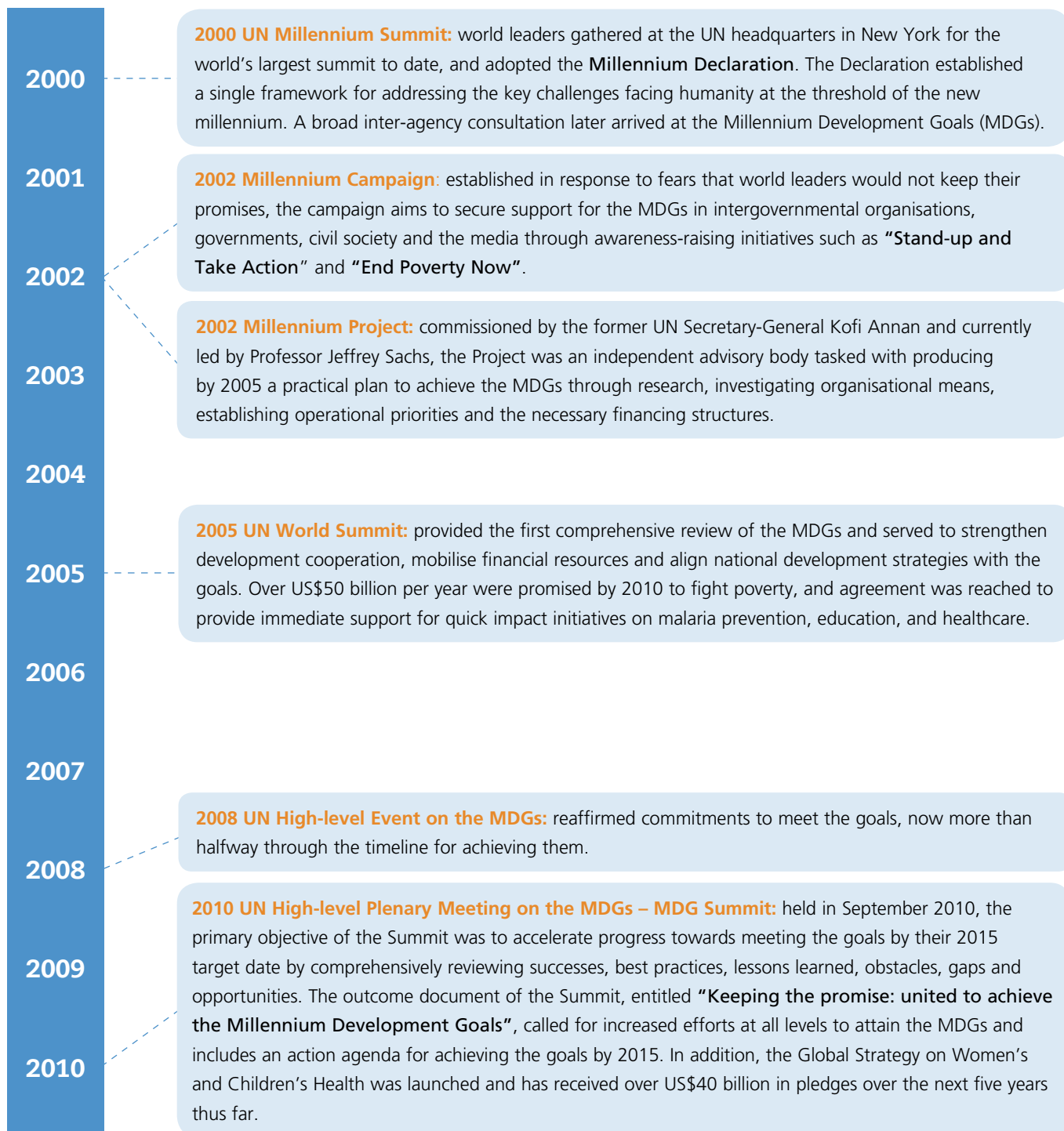
Why campaign now?

Five years remain until the critical 2015 deadline. At the current rate, the eight MDGs and associated targets are likely to be missed in several countries. The challenges are most severe in the least developed countries, landlocked developing countries and some small-island developing states. We must act now!

If the MDGs are to be achieved by 2015, not only must the level and efficacy of international aid be increased and enhanced, but the implementation of innovative programmes and policies must be rapidly amplified and replicated. Moreover, international political commitment to meet the goals must be galvanised to ensure action. Countries must be held accountable to the commitments made at the turn of the Millennium.

The MDGs are achievable!

A recent World Bank Report suggests that if current trends in growth and poverty reduction continue, the goal for eradicating extreme income poverty is within reach across all regions. However, there is clearly an urgency to address challenges, acknowledge failures, unite to overcome obstacles and solidify political resolve in order reach the goals in time. The eradication of the poverty of millions of people in the developing world can be achieved in our lifetime. Yet it will require the embrace of pioneering ideas, targeted action, adequate financial support and political will on the part of governments, and as citizens, we must play a part in achieving this.




At the 2010 Summit, major themes included: ensuring success at the upcoming meeting of parties to the UN Convention on Biological Diversity in Nagoya, Japan; mainstreaming the MDGs in national and international policies; the interconnectedness of all MDGs; the need for improved accountability and delivery on commitments; and the critical importance of women in achieving the MDGs.

Many NGOs such as Oxfam and Greenpeace criticised the Summit outcome for failing to address specifics and thus not achieving the breakthrough they had hoped for. Others, such

as Amnesty International, expressed disappointment that an opportunity to put human rights at the heart of the MDGs was missed. UNA-UK was heartened by the commitments made at the Summit but cautioned that, as ever, these words need to be backed by action. It has also been raising awareness of those groups not explicitly mentioned in the MDG framework, including persons with disabilities and the elderly.

So while steps were taken in the right direction, much more can be done!

More about the goals



Goal 1

Eradicate extreme poverty and hunger



Target 1: Halve the proportion of people living on less than \$1 a day

Target 2: Achieve full and productive employment and decent work for all, including women and young people

Target 3: Halve the proportion of people who suffer from hunger

Selected indicators

- Proportion of people living on less than \$1.25 per day (World Bank)
- Poverty-gap – depth of poverty (World Bank)
- Employment-to-population ratio (ILO)
- Proportion of employed people living below \$1 (PPP) per day
- Prevalence of underweight children under-five (UNICEF and WHO)
- Proportion of population below minimum dietary energy consumption (FAO)

Progress made

Globally, the proportion of people living in extreme poverty in developing regions dropped from 46% to 27% between 1990 and 2005. The number of people living on less than \$1.25 per day dropped from 1,8 billion to 1,4 billion, with the sharpest reductions experienced in Asia. Development in China and India has been a major factor in the reduction of global poverty rates.

Successes in the area of malnourishment include a decline in the proportion of underweight children under five (from 31% to 26% between 1990 and 2008) but progress was reversed in some regions following the spike in food prices in 2008.

Set-backs and challenges

Even if the MDG poverty target is met by 2015, approximately 920 million people would still be under the international poverty line. The effects of the financial crisis continue to be felt as employment rates decline in many regions. An estimated 3.6% of workers worldwide are predicted to fall beneath the poverty line. In sub-Saharan Africa this figure rises to

63.5%. More workers have thus been forced into vulnerable employment: in 2009, some 1.6 billion people were in insecure or unpaid work.

More people are hungry now than ever before. The UN Food & Agriculture Organization (FAO) has argued that sharp increases in global food prices pushed some 100 million more people into hunger in 2008. In 2009, the UN World Food Programme (WFP) reported that the number of hungry people in the world had topped one billion for the first time in history. Though there has been a slight decrease in 2010, life for those on the bread line remains precarious. Children are particularly hard hit. While the proportion of malnourished children has decreased, the number of children suffering from malnourishment has increased. Children in rural areas are twice as likely to be underweight, and the highest prevalence of underweight children – 46% – is in Southern Asia.

Natural disasters, such as those in Haiti and Burma this year, continue to thwart progress, as do the world's ongoing conflicts. The number of people forcibly displaced at the end of 2009 was 42 million, four-fifths of whom are hosted in developing countries. An example is Pakistan, which experienced the worst flooding in decades this summer and hosts the majority of Afghan refugees, who make up a quarter of the global refugee population.

Future forecast

- The global financial crisis has slowed down progress, but the world is still on track to meet the poverty-reduction target due to the momentum of economic growth, particularly in China and India. All developing regions except for sub-Saharan Africa and Western Asia, and parts of Eastern Europe and Central Asia, are expected to meet the 2015 goal.
- Radical action needs to be taken to counteract the negative effect of the financial crisis on employment.
- Rising food prices and falling income continue to present major challenges, and population growth is likely to outweigh the pace of hunger reduction. Halving the prevalence of underweight children by 2015 presents a particular challenge and will require concerted action.

Goal 2

Achieve universal primary education



© UN Photo/Martine Perret – school children in Timor-Leste receive mid-morning meals, a joint initiative of the UN World Food Programme and the government to increase enrolment, attendance and capacity to learn

Target 1: Ensure that by 2015 children everywhere, boys and girls alike, will be able to complete a full course of primary schooling

Selected indicators

- Net enrolment ratio in primary education (UNESCO)
- Proportion of pupils starting grade 1 who reach grade 5 (UNESCO)
- Literacy rate of 15-24 year-olds (UNESCO)

Success story

The abolition of primary school fees in countries such as Ethiopia, Nepal and Tanzania has led to a surge in enrolment. In Tanzania for instance, net enrolment doubled to 99.6% between 1999 and 2008. Efforts by UN agencies, such as the World Food Programme and Population Fund, to offer incentives for parents to send their children to school by providing free meals and rewards such as domestic animals for completing school, have also yielded increases in enrolment, particularly by girls.

Progress made

In the developing world as a whole, enrolment in primary education has risen to 89%, and this is one target where the proportional figures are matched in real terms: even though the number of children in the world is on the increase, the number of children out of school continues to decrease, from 106 million in 1999 to 69 million in 2008. The gender gap in enrolment ratios has also narrowed in many regions.

But the pace of progress is insufficient to ensure that this goal is reached by 2015.

Future forecast

- If this goal is to be met by 2015, the multiplicity of factors affecting school attendance – cost, social and cultural barriers, the length and safety of the journey to school, the need for children to work or look after relatives, etc – needs to be addressed, and plans of action carefully calibrated to suit particular countries and groups.
- Retention and completion, not just enrolment, also needs to be factored into development efforts.
- A radical increase in teachers, classrooms and resources is also required to match the expansion in enrolment.

Goal 3

Promote gender equality and empower women



Target 1: Eliminate gender disparity in primary and secondary education, preferably by 2005, and in all levels of education no later than 2015

Selected indicators

- Girl-to-boy ratio in primary, secondary and tertiary education (UNESCO)
- Share of women in wage employment in non-agricultural sector (ILO)
- Share of seats held by women in national parliaments (IPU)

Progress made

Most of the developing world is on the way to achieving gender parity in primary-education enrolment – global average girl-to-boy enrolment rose from 91% in 1999 to 96% in 2008, with the greatest strides taking place in Southern Asia. Progress in secondary education is slower, though still on the right track, while disparities remain high for university education.

In terms of political power, women are gaining more representation in governments and parliaments. 2010 saw an all-time global high in the number of women in parliaments, a 67% gain on 1995 figures, with Latin America and sub-Saharan African making the most headway.

Success story

Rwanda has the highest number of female parliamentarians in the world. The new constitution guarantees a minimum of 30% of parliamentary seats and other leadership positions to women. 34% of positions in the Government of Rwanda's Cabinet are occupied by women, giving them a voice and say in the politics and economics of their country.

Set-backs and challenges

This development, however, must be placed into context: the proportion of women in parliaments is still languishing at 19%,

and the increase is in large part a result of quotas and special measures. Many rich countries, including the UK, have less than a quarter of parliamentary seats filled by women, and 58 countries have just 10%.

On school enrolment, the global target set for 2005 was missed, with large gaps in Oceania, sub-Saharan Africa and Western Asia. As a region, Oceania has actually taken a step back, falling to just 89 girls for every 100 boys enrolled in primary school. At the secondary school level girls are often faced with more difficulties than boys, including poor sanitation facilities or pressure to leave due to pregnancy or domestic duties. As with all MDG targets, the poorest are the most disadvantaged.

Progress has also been stilted in terms of employment: in every developing region except the Commonwealth of Independent States, men outnumber women in paid work. Globally, just 41% of women are in paid employment outside the agricultural sector. In regions such as Southern Asia, Northern Africa and Western Asia, this figure is between 10% and 20%. The figure is worse higher up the food chain, with women making up 10% or less of senior officials or managers in those regions, and at the highest level, the gender gap is the most obvious: only 11 of the UN's 192 members have female heads of state, and there has never been a female UN Secretary-General.

Future forecast

- While gender parity in education seems within reach, improving women's representation in decision-making bodies and status in the workforce remains a formidable challenge.
- Re-shaping attitudes towards informal employment and challenging stereotypes relating to domestic and family duties is vital if progress is to be made.
- Poverty too is a key factor, arguably the greatest, in terms of exacerbating gender inequality.
- Violence against women is also an important consideration. It is estimated that one in five will be the victim of rape or attempted rape, and an even higher proportion is likely to be subjected to physical violence of some form in their lifetime. The effects of such violence on education and employment must not be underestimated.

Goal 4

Reduce child mortality



Target 1: Reduce by two thirds, between 1990 and 2015, the under-five mortality rate. Child deaths are falling, but not quickly enough to reach the target

Selected indicators

- Under-five mortality rate (UNICEF and WHO)
- Infant mortality rate (UNICEF and WHO)
- Proportion of one year-olds immunised against measles (UNICEF and WHO)

Progress made

Between 1990 and 2008 the mortality rate for children under five in developing countries dropped by 28%. In practice, this progress means that in 2008, 10,000 fewer children died per day. The rate of decline has also sped up, up from 1.4% on average in the 1990s to 2.3% between 2000 and 2008.

Some of the world's poorest countries have made the most striking progress: Bolivia, Malawi, Mongolia and Nepal, for example, have experienced an average annual reduction rate of 4.5%.



© UN Photo/Eskinder Debebe – UN agencies work closely with Mongolia's hospitals to provide immunisation and health care for children

Considerable progress was also made in combating measles, with UN immunisation efforts helping to reach 81% coverage in developing regions – up from 70% in 2000. This has led to a 78% global reduction, and an 89% reduction in Africa of measles-related deaths.

Set-backs and challenges

Yet the prospects for achieving this goal remain uncertain. Each year, there are still nearly nine million children who die before their fifth birthday, and a child born in a developing country is over 13 times more likely to die before it reaches five years than a child born in a rich country.

Only 10 of the 67 countries with the highest child mortality rates are on track to meeting the reduction targets. In Western and Central Africa, the worst-affected regions despite great progress in certain countries, one in six under-fives dies. In sub-Saharan Africa the figure is one in seven, and in Southern Asia it is one in 14.


The progress made with regard to measles deaths is also not secure. Projections show that without sustained funding for immunisation, mortality from measles could rebound, resulting in an estimated 1.7 million deaths between 2010 and 2013. Pneumonia, diarrhoea, malaria and HIV/AIDS also need to be addressed as they account for some 43% of child deaths – most of these deaths could have been prevented by affordable treatment.

Future forecast

- Population growth, coupled with continued high child mortality rates, means that there is likely to be an increase in the absolute number of children who die. Millions of these children are dying of preventable causes which require urgent attention.
- Recent successes in immunisation may be short-lived, given that funding for measles vaccinations has declined, but they demonstrate that progress can be made quickly with the right interventions and political will.
- The stark contrast between those countries in a region that have effective national strategies for tackling child mortality and those that do not shows just how important these two factors are.

Goal 5

Improve maternal health



Target 1: Reduce by three quarters the maternal mortality ratio

Target 2: Achieve universal access to reproductive health

Selected indicators

- Maternal mortality ratio (WHO)
- Proportion of births attended by skilled health personnel (UNICEF and WHO)
- Contraceptive prevalence rate (WHO)
- Adolescent birth rate (UNICEF)
- Antenatal care coverage ('at least one visit' and 'at least four visits') (WHO)
- Unmet need for family planning (WHO)

Progress made

Reducing maternal mortality is arguably the MDG target towards which the least progress has been made. Some 350,000 women die each year from complications during pregnancy or childbirth, 99% of whom live in developing countries – a stark reminder of the deep inequalities in the world. But even this goal has seen some progress.

Globally, the percentage of maternal deaths fell by 34% between 1990 and 2008, partly due to a 10% rise in the proportion of women in developing countries who received skilled assistance during delivery, with the largest increases recorded in Southern Asia and Northern Africa. Roughly 80% of women in the developing world also now have at least one antenatal visit by health-care personnel. Worldwide increases in the use of contraception, helping to avoid unwanted pregnancies and risky abortions, have also been significant.

Set-backs and challenges

Maternal deaths arise due to a range of factors, from direct causes such as complications during birth and poor medical care, to indirect causes, which include social attitudes towards reproductive health, poverty, access to medical facilities and sanitation, and harmful traditional practices. Haemorrhage and hypertension lead the list of physical causes – together, they account for roughly half of all deaths. Diseases such as malaria,

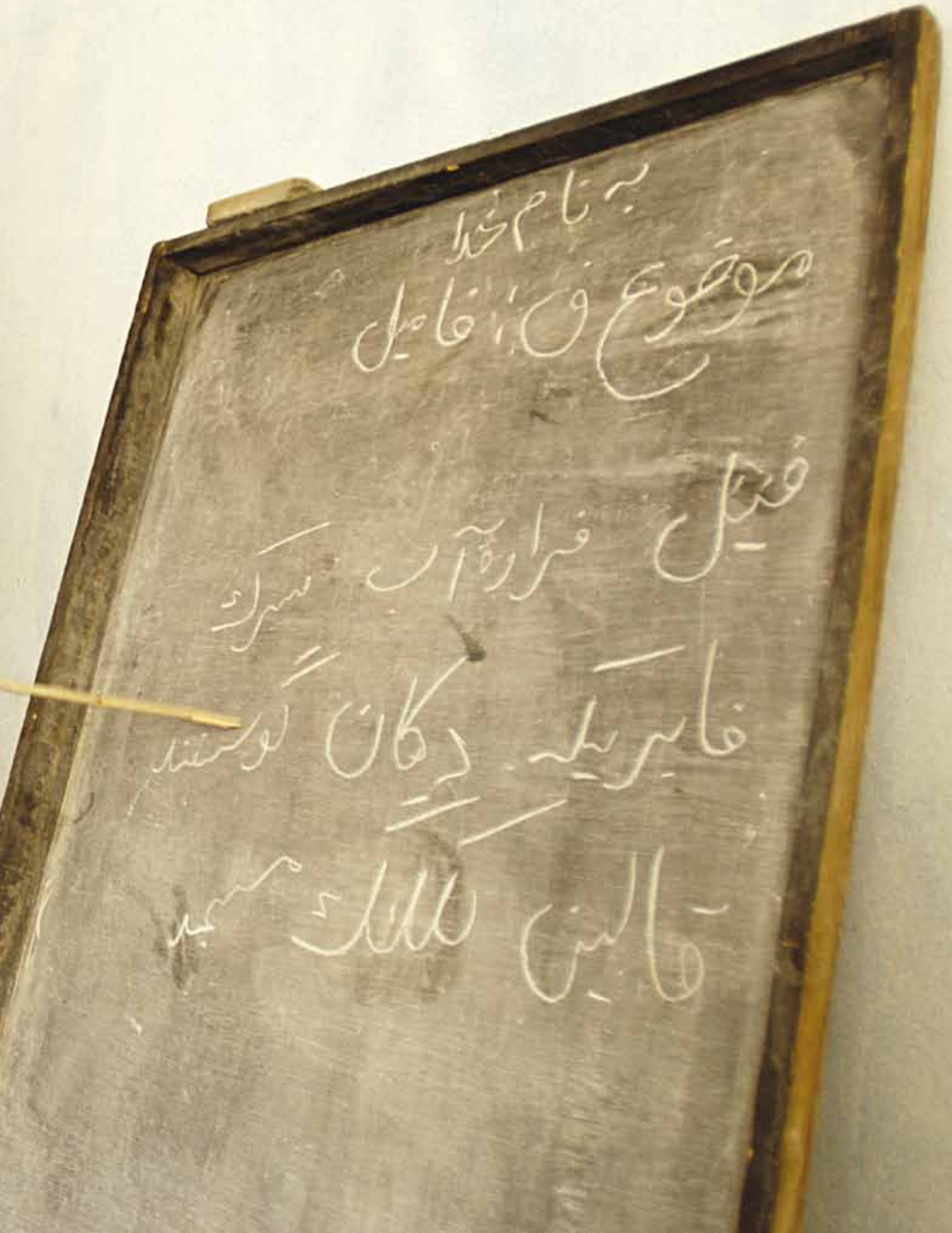
HIV/AIDS and heart conditions account for another 18%. And complications including caesareans, anaesthetics and ectopic pregnancies make up 11% of deaths during childbirth. Most of these causes are preventable!

50% of all maternal deaths occur in sub-Saharan Africa and a third in Southern Asia, where fewer than half of all women giving birth are attended by skilled health professionals. Ideally women should receive care not once, but four times by a trained health-care professional during the course of pregnancy, according to the World Health Organization. Under 50% of pregnant women in the developing world receive this. Pregnant adolescents are especially vulnerable as they face the greatest obstacles in accessing reproductive health services.

Future forecast

- The rate of progress has slowed considerably: gains in the last ten years were generally lower in all regions than those achieved during the 1990s. The rate of reduction is currently far short of the annual 5.5% decline needed to reach this goal.
- This is due in part to progress requiring both immediate direct interventions, as well as the long-term development of quality reproductive health services.
- Increasing family planning and the use of contraceptives is a key factor in improving maternal health – recent estimates suggest that meeting the needs of women who desire to delay or avoid pregnancy could result in a 27% decrease in maternal deaths each year, by reducing unintended pregnancies from 75 million to 22 million.
- Changes in societal attitudes are also necessary. The high incidence of maternal mortality in countries that have seen great improvements in child mortality is an indicator of ongoing issues relating to the status of women.
- In many donor countries attitudes towards aid for family planning are also ambivalent, resulting in a steady decline since 2000. The US only recently reinstated its support for the UN Population Fund, the lead agency on reproductive issues.





به نام خدا
موضوع و افعال

فیل فرار آه سرک

فایرید دکان لوستند

قالین لکلی مسجد

Goal 6

Combat HIV/AIDS, malaria and other diseases



Target 1: Halt and begin to reverse the spread of HIV/AIDS

Target 2: Achieve, by 2010, universal access to treatment for HIV/AIDS for all those who need it

Target 3: Halt and begin to reverse by 2015, the incidence of malaria and other major diseases.

Selected indicators

- HIV prevalence among population aged 15-24 years (WHO, UNAIDS and UNICEF)
- Condom use at last high-risk sex (UNICEF and WHO)
- Proportion of population aged 15-24 years with comprehensive correct knowledge of HIV/AIDS (UNICEF and WHO)
- Ratio of school attendance of orphans to school attendance of non-orphans aged 10-14 years (WHO, UNAIDS and UNICEF)
- Proportion of population with advanced HIV infection with access to antiretroviral drugs (WHO)
- Incidence and death rates associated with malaria (WHO)
- Proportion of children under 5 sleeping under insecticide-treated bed nets
- Proportion of children under 5 with fever who are treated with appropriate anti-malarial drugs
- Incidence, prevalence and death rates associated with tuberculosis
- Proportion of tuberculosis cases detected and cured under directly observed treatment

Progress made

The spread of HIV appears to have stabilised in most regions. Thanks to the global response, it fell steadily from a peak of 3.5 million in 1996 to 2.7 million in 2008. Deaths from AIDS-related illnesses also dropped by some 200,000 between 2004 and 2008.

These results have been driven by both preventative measures and an increase in antiretroviral treatment, thought to have saved nearly three million lives worldwide. The largest gains

were made in sub-Saharan Africa, which is home to two thirds of those needing treatment. The expansion of such treatment also reduces mother-to-child transmission of the disease. And many countries, including Namibia, Trinidad and Tobago, Rwanda, Guyana, Cambodia and Vietnam, have made great strides in HIV/AIDS education – a vital factor in prevention.

The MDG effort has also yielded progress in containing other diseases. Increased use of mosquito nets has helped to limit malaria. Since 2000, 20 countries in Africa have recorded a five-fold increase, and 11 a ten-fold increase, in the use of bed-nets for children under five. More than one third of 108 countries at risk of malaria recorded a reduction in infections of over 50% between 2000 and 2008. Meanwhile the number of cases of tuberculosis is believed to have peaked in 2004, measured in incident rates per capita. The target set to halt and reverse the global trend has thus been realised, and more tuberculosis patients are being cured.

Set-backs and challenges

Despite global progress in slowing the spread of HIV/AIDS, new infections are on the rise in Eastern Europe and Central Asia. Sub-Saharan Africa remains the most affected region, accounting for almost 72% of new cases in 2008. It is also home to 80% of the 17.5 million children who have lost one or both parents to AIDS. Conversely, because of the success of antiretroviral therapy, more people worldwide are now living longer with HIV, requiring more treatment.

Young people account for roughly 40% of all new HIV infections – an indicator that knowledge of HIV, so critical to avoiding infection, remains shockingly poor. In the developing world, less than a third of young men and only a fifth of young women appear to know basic facts about the virus. This is well below the target of 95% set for 2010 by the UN General Assembly Special Assembly on HIV/AIDS. In sub-Saharan Africa disparities in knowledge are often linked to gender and wealth. Knowledge of preventative action is also lacking, in many places hindered by cultural tradition: condom use, for example, remains low among young adults in developing countries.

Malaria is still a deadly disease, killing one child in the world every 45 seconds in Africa. Some 90% of these deaths occur in this continent, where the disease accounts for a fifth of child

Goal 7

Ensure environmental sustainability



Target 1: Integrate the principles of sustainable development into country policies and programmes and reverse the loss of environmental resources

Target 2: Reduce biodiversity loss, achieving, by 2010, a significant reduction in the rate of loss

Target 3: Halve, by 2015, the proportion of the population without sustainable access to safe drinking water and basic sanitation

Target 4: By 2020, to have achieved a significant improvement in the lives of at least 100 million slum dwellers

Selected indicators

- Proportion of land area covered by forest
- CO₂ emissions, total, per capita
- Consumption of ozone-depleting substances
- Proportion of fish stocks within safe biological limits
- Proportion of total water resources used
- Proportion of terrestrial and marine areas protected
- Proportion of species threatened with extinction
- Proportion of population using an improved drinking water source
- Proportion of population using an improved sanitation facility
- Proportion of urban population living in slums

Progress made

The world is set to meet, perhaps even exceed, the drinking water target by 2015 if current trends continue. As it stands, four regions have already met the target: Northern Africa, Latin America and the Caribbean, Eastern Asia and South-Eastern Asia. This progress was made mainly in rural areas. In real terms, some 1.7 billion people have gained access to safe water since 1990 and an estimated 86% of the population in developing regions will have gained access by 2015.

The picture is not so rosy for basic sanitation. In 2008, an estimated 2.6 billion people lacked access to services such as toilets or latrines, and if current rates are maintained, not only will the MDG target be missed, but that number will rise by another 100 million.

Modest progress has been made in slowing the rate of agricultural deforestation but it is still alarmingly high, with Africa and South America recording the largest annual losses. Since 2000, 13 million hectares were converted or lost due to natural causes, compared to 16 million in the previous decade.

Over the past decade the proportion of urban-dwellers residing in slums has declined, from 39% in 2000 to 33% in 2010. More than 200 million slum dwellers have gained access to improved water, sanitation, and durable housing.

While key areas of biodiversity, such as the proportion of overexploitation, depletion and recovery of fisheries, has stabilised over the last ten years, the situation is still extremely serious. None of the biodiversity targets that were to be achieved by 2010 have been reached.

Set-backs and challenges

Despite wide international consensus on the need to take action to mitigate the effects of climate change, the international community missed a crucial opportunity to do so at the 2009 Conference of the Parties of the UN Framework Convention on Climate Change in Copenhagen. In 2007, global CO₂ emissions were 35% higher than 1990 levels. The prospects for a binding global deal being agreed at the 2010 climate conference in Cancún also look grim, though the conference will hopefully make much-needed headway on issues such as deforestation and fast-start finance to help developing countries adapt to and counter the effects of climate change.

The world has missed the 2010 target for biodiversity conservation, with potentially grave consequences. Close to 17,000 species of plants and animals are threatened with extinction, risking potential alterations of ecosystems on which the lives and livelihoods of billions depend. The number of species facing extinction is growing by the day. Some threatened species are being protected. Over exploitation of global fisheries, for example, has stabilised, but steep challenges remain to ensure their sustainability – the proportion of underexploited and moderately exploited stocks has declined indicating a negative trend. Currently, only 20% of world fish stock is underexploited or moderately exploited. High consumption, habitat loss, invasive species, pollution and

climate change continue to be the main drivers of biodiversity loss, which need to be addressed. Conservation is therefore linked to the achievement of MDGs relating to hunger, health and poverty.

Despite major advances, 884 million people still do not have access to safe drinking water. In sub-Saharan Africa, just 60% of the population does. Oceania has remained at 50% coverage throughout the last decade. Urban-rural disparities continue to loom large. Considering the proportion of people in developing countries that have access to piped water, with added health benefit, the rural-urban disparity is alarming – 79% versus 34%. Safeguarding sustained supply of safe water also remains a challenge, with rising demands and increasing pollution.

Open defecation is still widely practised. Between 1990 and 2008 sanitation coverage in the developing world improved by only 5% in urban areas, and 43% in rural areas. Disparities in urban and rural sanitation coverage remain daunting.

Improvements for slum dwellers, though considerable, are failing to offset growing urban poverty and informal settlements. In absolute terms the number of slum dwellers has increased in the developing world and continues to rise. The total number is now estimated to be 828 million, compared to 657 million in 1990. Conflict has also increased the share of slum dwellers exponentially: in conflict-affected countries the proportion of the population living in slums has increased from 64% to 77% since 1990.

Success story

The unparalleled success of the 1987 Montreal Protocol resulted in the phasing out of nearly all ozone-depleting substances (ODSs) by 2008, remedying ozone layer depletion and protecting us from increased exposure to solar ultraviolet radiation that may have proved harmful to human health, wildlife and agriculture. The Protocol reduced global consumption by 98% between 1996 and 2008. Today there are virtually none in use.

Future forecast

- Radical political resolve is needed to address climate change while there is still time to limit its effects, and much more needs to be done on biodiversity. The 2010 Conference of Parties to the Convention on Biological Diversity was a good start, with agreements including a commitment to protect 17% of land and 10% of marine areas as nature reserves.

- With half the population of developing regions lacking sanitation, the 2015 target appears to be out of reach – a massive expansion of programmes and funding is needed.
- Despite the expected success of the drinking water target, interventions focussed on those left behind must continue.
- The target of improving the lives of slum dwellers needs to be crystallised into a more ambitious goal, for instance, halving the total proportion by 2020, instead of focussing on just 100 million. This figure represents only 10% of the total number worldwide, and thus fails to address the seriousness of this growing challenge.



Goal 8

Develop a global partnership for development



- Target 1:** Develop further an open, rule-based, predictable, non-discriminatory trading and financial system
- Target 2:** Address the special needs of least developed countries, landlocked countries and small-island developing states
- Target 3:** Deal comprehensively with developing countries' debt
- Target 4:** In cooperation with pharmaceutical companies, provide access to affordable essential drugs in developing countries
- Target 5:** In cooperation with the private sector, make available benefits of new technologies, especially information and communications

Selected indicators

Official development assistance (ODA)

- Net ODA, total and to the least developed countries, as percentage of donors' gross national income
- Proportion of total bilateral ODA donors to basic social services
- Proportion of untied ODA
- ODA received in landlocked developing countries as a proportion of their gross national incomes
- ODA received in small-island developing states as a proportion of their gross national incomes

Market access

- Proportion of total developed country imports (by value and excluding arms) from developing countries and least developed countries, admitted free of duty
- Average tariffs imposed by rich countries on agricultural products, textiles and clothing from developing countries
- Proportion of ODA provided to help build trade capacity

Debt sustainability

- Debt relief committed under HIPC and MDRI Initiatives
- Debt service as a percentage of exports
- Proportion of population with access to affordable essential drugs on a sustainable basis
- Telephone lines, cellular subscribers and internet users per 100 population

Progress made

The share of world trade belonging to developing countries has increased to more than 40%, up from 35% in 2000, despite the failure of the Doha development trade talks to date. Developing economies now attract half of global foreign direct investment (FDI) and FDI outflows are over 50 times the volume they were in 1990. The impressive performance of key emerging economies such as China, India and Brazil, however, means that global statistics are likely to reflect a rosier picture than reality.

In 2009 the net disbursement of official development assistance amounted to \$119.6 billion or 0.31% of the combined national income of rich countries – still far short of the 0.7% UN target. Current predictions forecast that total ODA for 2010 will be \$108 billion. Bilateral aid meanwhile increased by 8.5% between 2008 and 2009, boosting core development projects.

At the G8 summit and UN world summit in 2005, many donors agreed to increase aid and pledged certain percentages of their gross national income – based on these commitments ODA should have been 130 billion in 2010, however, due to economic downturn and low value of the dollar, ODA was less. Only five countries have exceeded the UN target: Denmark, Luxembourg, the Netherlands, Norway and Sweden.

The UK, which was one of the largest donors in 2009 (along with the US, France, Germany and Japan), has pledged to reach the 0.7% target by 2013 and has 'ring-fenced' the budget of its Department for International Development from spending cuts.

Debt burdens have eased somewhat, with 35 of the 40 countries qualifying for relief under the Heavily Indebted Poor Countries (HIPC) initiative having future payments reduced, and 28 receiving additional assistance under the Multilateral Debt Relief Initiative (MDRI). But these initiatives are coming to an end and a number of low- and smaller middle-income countries are at risk of debt distress.

Despite the economic downturn, the use of information and communication technology also continues to grow worldwide. At the end of 2009 4.6 billion cellular subscriptions were registered. In the developing world mobile telephony penetration reached the 50% mark, offering critical communication links. Internet use continues to expand but

usage remains low in Southern Asia, Oceania and sub-Saharan Africa, where just 6% of people have access.

Set-backs and challenges

Despite generous pledges in the past, the recent economic slowdown has seen many large donors reducing or postponing pledges for 2010. Countries such as France and Germany are not set to meet the 0.7% target. The shortfall will hit Africa the hardest.

Since the elimination of tariffs under the 'most favoured nation' treatment, no significant tariff reduction has been made. Developing countries' tariffs on imports of agricultural products, textiles and clothing from the developing world remained between 5-8%, just 2-3% lower than those in 1999.

Many of the least developed countries were adversely affected by the drop in international oil and mineral prices, two exports that they rely on, in 2008 and 2009. Developing countries overall thus suffered a 31% decrease in the value of their exports in 2009.

Fixed phone line penetration remains shockingly low in sub-Saharan Africa at 1% and increasing internet use remains a challenge. Fixed broadband penetration in the developing world was less than 3% in 2008, and then mainly represented by users in countries such as China. Such services remain expensive and inaccessible to the majority of the world's population.

Future forecast

- Further liberalisation of rich countries' trade policies, e.g. under the Doha Development Agenda, would be generally beneficial for the developing world. Developing countries would benefit most from reductions in tariffs on agricultural products.
- Better debt management would relieve countries allowing them to pursue development.
- Donors need to adhere to their pledges already made, as well as increase pledges for the future.
- More efforts need to be made to extend communication and technology to major groups still lacking access.



© UN Photo/Eskinder Debebe – UN Secretary-General hosts heads of state at the opening of the UN General Assembly in September 2010

Q&A

Why were these particular goals chosen?

The Millennium Development Goals (MDGs) seek to address economic, social and political problems with the overall aim of making the right to development a reality for everyone. They aim to fulfil some of the most basic human rights, such as rights to life, food, health, equality and security.

Though divided into separate targets, the goals are very much inter-linked. The most severe effects of climate change, for example, are often experienced by the poor, making MDG 7 aim to safeguard the environment an integral component of achieving MDG 1 on alleviating poverty and hunger. Gender equality, enshrined in MDG 3, is also a precondition for remedying poverty, hunger and disease. HIV/AIDS prevention, featured in MDG 6, is affected by access to education, covered by MDG 2 – contraceptive use among women who have received secondary education is four times the figure of those without any schooling. Achieving one goal is therefore not enough – we need to achieve them all!

Are we on track to achieving any of these goals?

From a global perspective, considerable progress has been made in achieving some of the MDGs. According to the 2010 MDGs report, produced by the UN Development Programme, we are globally on track to reach the goal of reducing by half the proportion of people living on less than \$1.25 dollars a day, and those without access to safe drinking water. Moreover, many individual countries have made great strides in addressing several of the other targets.

The overall success of the MDG effort can only be measured in the long run, but many countries are showing good progress in maintaining their achievements, such as Tanzania's steady progress on MDG 2 on universal primary education. Middle-income countries such as Brazil are realising the goals more quickly than lower-income countries like Chad. Countries such as Ethiopia and Malawi, which have slashed child mortality rates, have not done nearly as well in reducing maternal mortality. This underscores the importance not only of adequate resources, but also of political will and prioritisation.

Are the goals failing in Africa?

The fulfilment of the goals in Africa is not a question of unequivocal success or failure: this is a continent of great diversity. Ghana, for instance, looks on track to halve income poverty by 2015. Ethiopia has increased its primary enrolment by a staggering 500% since 1994. However countries torn apart by conflict, such as Sudan and the Democratic Republic of the Congo, are failing to realise many of the MDGs. Indeed, if you take these two countries out of the picture when measuring MDG progress in Africa, the level of progress changes significantly. As a region, however, sub-Saharan Africa continues to lag behind in achieving progress in many areas.

How realistic is the 2015 target date?

While global progress has been sluggish for many targets, amazing successes have been recorded in all regions, and this 'MDG decade' has yielded a wealth of best practices and examples of what works and what does not. At the ten-year mark, the UN has released detailed reports with case studies and 'lessons learned', and is now calling on the international community to build upon successes to date and to accelerate action on those targets where progress has stalled. It is hoped that a combination of targeted and effective policies and remedies, backed by adequate funding and political resolve, will yield the desired results by 2015.

What is the MDG 'breakthrough strategy'?

The MDG breakthrough strategy will set the pace for national engagement during the next five years. It is designed to ensure that the UN system effectively supports partners, including governments, business and civil society organisations, as they make choices in determining which policies will have the most impact, and in implementing programmes to ensure faster progress and sustain hard-won gains. This strategy, therefore, is a framework to help each country to identify the obstacles to progress and to scale up the specific, high-value interventions that will make the biggest difference.

What challenges remain?

- The progress of goals with 'soft targets', i.e. those that require a change in mind-sets, is very slow and hard to address in a targeted manner.

- Progress on some goals will require resources in the long-term in order to be sustainable. One example is education, where increases in enrolment need to be matched by increases in teachers, classrooms and textbooks. Wider access to antiretroviral treatment, meanwhile, will result in more people living for many years with HIV and requiring more treatment.
- Living in a rural area, being female or from a minority ethnic group or having a disability: any one of these factors is likely to have a significant impact on the progress of people from all regions.
- Current monitoring of the goals does not adequately disaggregate factors such as ethnicity and disability, and data for many targets are patchy, so that the up-to-date status of the targets is not always clear.
- The ongoing debate about the value and effectiveness of aid – including aid dependency and poor governance in recipient countries – and the desirability of ‘securing’ aid (i.e. aligning development and security spending more

closely) will be major challenges in terms of coordinating international action.

What criticisms can be lodged against the MDGs?

While the MDG approach has undoubtedly succeeded in raising international awareness and pushing specific development issues up the global agenda, a number of criticisms have been levelled against this approach.

Some parties criticise the MDGs for focussing on quantity and not quality. For instance MDG 2, universal primary education, may not deliver adequate education for all because the goal does not take into account the quality of schooling but focuses on quantitative indicators such as enrolment. Others argue that the targets are too narrow, that they do not adequately measure the progress of certain vulnerable groups (the elderly, persons with disabilities or ethnic minorities) and that they neglect important issues, focussing, for example, on HIV/AIDS, malaria and tuberculosis but not on parasitic diseases which are also huge killers across the developing world.

Academics and NGOs have questioned the simplicity of the MDGs, saying that they do not take into account national realities, and that the methods of achieving them largely reflect a top-down, North-to-South paradigm. They have made the case that development which marginalises local participation is not sustainable, nor is it compatible with a rights-based approach.

Yet in terms of providing clear, time-bound targets that are easy to communicate, to measure and – most importantly – do not try to tackle everything at once, the MDG framework has worked. Moreover, it represents an historic commitment by the international community, which unanimously articulated a set of goals to improve the lives and chances of the world’s poor. This, in itself, is a success!

What needs to be done?

Donor countries and institutions must increase the volume, quality and effectiveness of aid. Developing countries, meanwhile, must continue to develop and implement nationally-owned MDG strategies that see social protection as a critical investment, thereby countering the ‘one size fits all approach’ of the MDGs. In terms of specific priorities, a focus on women and girls is vital to the achievement of all the goals, as is rapid expansion of access to energy and low-carbon initiatives. The UN’s work in bringing about these processes is vital. We need a strong, credible and effective UN to ensure that the efforts of donors, recipients, international organisations, civil society groups and businesses are coordinated, so that the achievement of the goals is not only possible but sustainable.



© UN Photo/Eskinder Debebe – UN Secretary-General Ban Ki-moon participates in an Oxfam-sponsored ‘end poverty’ campaign

Get the Goals!

How can young people help to 'get the goals'?

Lobbying decision-makers

World leaders made an historic promise at the UN Millennium Summit in 2000. It's up to citizens to make sure leaders keep that promise.

We need to start urging our own local, national and regional representatives to renew their commitment to the MDGs and to increase international efforts at this critical juncture.

Some practical examples

- Write to your MP or MEP using the arguments provided in this toolkit. You can find out who your MP is by visiting www.writetothem.com. We will be posting template letters on our 'Get the Goals' website soon – see www.una.org.uk/youth
- Write to the British Secretaries of State for International Development and Foreign & Commonwealth Affairs – you can either use a template letter or sign our 'Get the Goals' petition
- You can create your own petition too: <http://petitions.number10.gov.uk/>

Raising awareness

To pressure governments further we also need to raise public awareness of these issues. Start your own campaign locally or join national and international campaigns, such as UNA-UK's 'Lobby for the UN' campaign and the UN's Millennium Campaign, which encourages people from around the world to take action in support of the Millennium Development Goals.

Some practical examples

- Organise talks, workshops or panel debates in conjunction with other societies and relevant university departments. These departments will likely be good sources of speakers and resources.
- If your university or school does not have a UN Youth & Students branch, why not set one up? It's quick and easy to do, and means that you will receive UNA-UK resources and support for your activities. Contact Rich Nelmes at UNA-UK on membership@una.org.uk to find out more.
- Write about the MDGs in your school or university newspaper, blog, or interview students and lecturers about developments and concerns on university radio!

- You can also record vox pops about the MDGs and send them to us – we will post them on our website and YouTube and Vimeo pages. What are your development priorities? What are the challenges in your country? Which questions or suggestions would you like to put to the UN or world leaders? What do you think should happen after 2015? Visit www.una.org.uk/youth for details on how to submit your recordings.

Raising funds

By helping to raise money for UN agencies such as the World Food Programme or UN Children's Fund, you can also make a difference.

Some practical examples

- Ticketed events such as concerts or talent shows
- Speaker events or film nights at which donations can be collected
- On-campus collections or jumble sales (check rules with your school/university first)
- See whether local businesses would like to match the sums you raise

General advice to consider

- When doing any of the above think about what resources you have at your disposal. This includes interesting speaker contacts or access to free venues for events.
- Think about what your skills are! If you are a talented musician, why not fundraise or raise awareness through a concert?
- When raising awareness, take time to think about who you are targeting i.e. your audience. You will then find it easier to tailor your activities for maximum impact.
- If you find focussing on all the MDGs too difficult, consider doing featured activities on one of the MDGs.
- Remember to seek permission and check campus rules for fundraising, events, sales and other activities.

We will be adding more ideas for activities and action points to our 'Get the Goals' website over the course of the year.

Resources

General information:

United Nations Association of the UK www.una.org.uk

UN Millennium Goals www.un.org/millenniumgoals

UN Millennium Project www.unmillenniumproject.org

End Poverty 2015 www.endpoverty2015.org or

www.wecanendpoverty.eu

UN Development Programme www.undp.org

UN Development Group www.undg.org

UK Department for International Development

www.dfid.gov.uk

Audiovisual Resources:

www.endpoverty2015.org/en/five-years-left-vignettes

www.unmultimedia.org/tv/webcast/index.html

www.livestation.com/channels/79-untv/

www.youtube.com/user/unitednations

www.una.org.uk/UNForum2010

www.unesco.org.uk/unmatters

We will be adding more resources to our 'Get the Goals' website over the course of the year.

List of UN agencies involved in the MDGs:

- UNDP: United Nations Development Programme
- UNDESA: UN Department of Economic & Social Affairs
- UNICEF: UN Children's Fund
- UNEP: UN Environment Programme
- UNFPA: UN Population Fund
- UNFCCC: UN Framework Convention on Climate Change
- WHO: World Health Organization
- IMF: International Monetary Fund
- UN-HABITAT: UN Human Settlements Programme
- FAO: Food & Agriculture Organization
- IFAD: International Fund for Agricultural Development
- ILO: International Labour Organization
- ITU: International Telecommunications Union
- UNAIDS: Joint UN Programme on HIV/AIDS
- UNCTAD: UN Conference on Trade and Development
- UNDG: UN Development Group
- UNESCO: UN Educational, Scientific and Cultural Organization
- UNHCR: UN Refugee Agency
- UNIDO: UN Industrial Development Organization
- UNIFEM: UN Development Fund for Women
- OHCHR: Office of the High Commissioner for Human Rights
- UNRWA: UN Relief and Works Agency for Palestine Refugees in the Near East
- WFP: World Food Programme
- WMO: World Meteorological Organization
- World Bank
- WTO: World Trade Organization
- UNWTO: World Tourism Organization

**GET
THE
GOALS**

WWW.UNA.ORG.UK/YOUTH